

---

# CHAIN QUARTERLY REPORT

GREATER LONDON

OCTOBER - DECEMBER 2014

**MAYOR OF LONDON**

---

# **COPYRIGHT**

## **Greater London Authority January 2015**

Published by  
Greater London Authority  
City Hall  
The Queen's Walk  
More London  
London SE1 2AA  
[www.london.gov.uk](http://www.london.gov.uk)

CHAIN enquiries 020 7710 0562

Copies of this report are available  
from <http://data.london.gov.uk>

# CONTENTS

## 1. INTRODUCTION & KEY FINDINGS

- Introduction
- Key findings

## 2. ROUGH SLEEPER POPULATION ANALYSIS

- Headlines
- Achieving no second night out
- No one living on the streets
- Intermittent rough sleepers

## 3. NATIONALITY

- Nationality: Rolling figures
- Nationality: Breakdown by area

## 4. SUPPORT NEEDS

## 5. INSTITUTIONAL & ARMED FORCES HISTORY

## 6. ACCOMMODATION & RECONNECTION OUTCOMES

## 7. NO SECOND NIGHT OUT & LONDON RECONNECTIONS

- No Second Night Out
- London Reconnections Project

## 8. TEMPORARY ACCOMMODATION

- Arrivals
- Departures: Destination on departure
- Departures: Reason for leaving

## 9. METHODOLOGY

# 1. INTRODUCTION & KEY FINDINGS

## Introduction

This quarterly report presents information about people seen rough sleeping by outreach teams in London in October - December 2014. Information is derived from the 'Combined Homelessness and Information Network' (CHAIN), a database commissioned and funded by the Greater London Authority (GLA) and managed by St Mungo's Broadway. For more information see [www.mungosbroadway.org.uk/chain](http://www.mungosbroadway.org.uk/chain).

In the rough sleeping figures in this report people are grouped into three categories:

<b>New rough sleepers</b>	Those who had not been contacted by outreach teams rough sleeping before the period
<b>Living on the streets</b>	Those who have had a high number of contacts over 3 weeks or more which suggests they are living on the streets
<b>Intermittent rough sleepers</b>	People who were seen rough sleeping before the period began at some point, and contacted in the period - but not regularly enough to be 'living on the streets'

For more information about the methods used to derive statistics for this report, and definitions of different groups, please see section 9 – Methodology.

## **Key findings**

### **New rough sleepers**

In the period October - December 2014 outreach teams recorded 1,262 people in London sleeping rough for the first time.

Of these:

- 905 (72%) spent just one night sleeping rough
- 330 (26%) slept rough for more than one night but did not go on to live on the streets
- 27 (2%) were deemed to be living on the streets.

The number of new rough sleepers recorded during this period was 17% higher than the same period last year.

By comparison, of the 1079 rough sleepers recorded as new to the streets in October - December 2013, 828 (77%) were seen sleeping rough just once, 18% went on to spend more than one night without meeting the criteria for living on the streets, and 5% went on to live on the streets.

### **Living on the streets**

During October - December 2014 there were 423 people recorded who were deemed to be living on the streets.

This total includes:

- 27 people who were new to rough sleeping in London and remained on the streets during the period
- 130 from the RS205+ cohort who were seen bedded down at least once.

The number of long term rough sleepers deemed to be living on the streets is 1% lower than the same period last year, but 7% higher than the immediately preceding period (July - September 2014).

### **Intermittent rough sleepers**

The number of people who were seen rough sleeping during October - December 2014 who were not new, and did not have enough contacts to be deemed as living on the streets, was 907. This is a 12% increase on the same period last year, and 3% higher than the immediately preceding period.

Of these:

- 401 people (44%) were seen on just a single occasion
- 227 people (25%) were seen just twice and
- 7 people (1%) had six or more contacts.

### **Total number of people seen rough sleeping**

In total during the period October - December 2014 outreach teams recorded 2,565 individuals sleeping rough in the capital. This is a 13% increase on the total figure for October - December 2013.

Of that total:

- new rough sleepers account for 49% of all rough sleepers
- intermittent rough sleepers account for 35% of all those recorded in the period
- 16% of those recorded during the period were living on the streets.

## 2. ROUGH SLEEPER POPULATION ANALYSIS

### All London Boroughs: Headlines

#### NEW ROUGH SLEEPERS

	No. this period	% change from last period	% change on same period last year
<b>Total</b>	<b>1262</b>	<b>-13%</b>	<b>+17%</b>
New RS with no second night out	905	-20%	+9%
New RS with a second night out but not living on the streets	330	+12%	+66%
New RS joining living on the streets population*	27	-16%	-48%

	This period	Last period	Same period last year
Proportion of new rough sleepers prevented from spending a second night out	72%	78%	77%

#### LIVING ON THE STREETS (LOS)

	No. this period	% change from last period	% change on same period last year
<b>Total</b>	<b>423</b>	<b>+7%</b>	<b>-1%</b>
LOS - Transferred from new RS*	27	-16%	-48%
LOS - Known	266	-7%	-10%
LOS - RS205+	130	+67%	+63%

#### INTERMITTENT ROUGH SLEEPERS

	No. this period	% change from last period	% change on same period last year
<b>Total</b>	<b>907</b>	<b>+3%</b>	<b>+12%</b>

	This period	Last period	Same period last year
Proportion of intermittent rough sleepers seen only once during period	44%	48%	45%

#### OVERALL TOTAL ROUGH SLEEPERS

	No. this period	% change from last period	% change on same period last year
<b>Total</b>	<b>2565</b>	<b>-5%</b>	<b>+13%</b>

\*This cohort is listed under both flow and living on the streets headings, but is only counted once towards the overall total

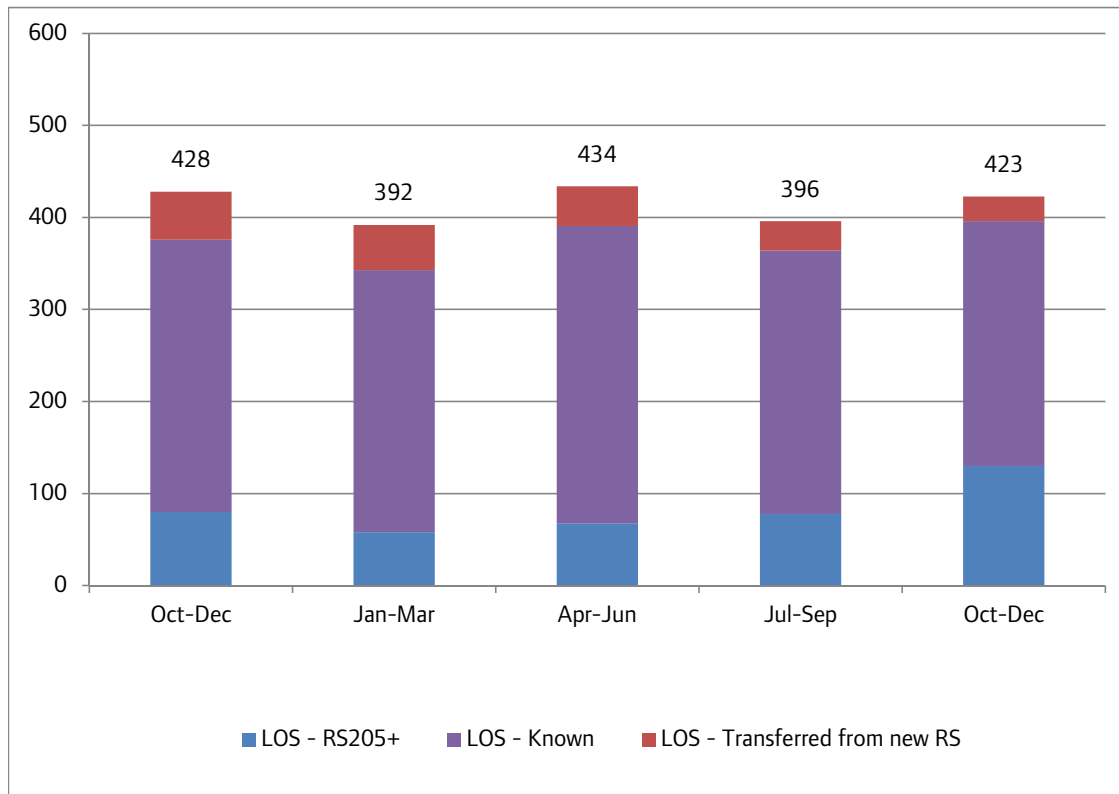
## All London Boroughs: Achieving No Second Night Out



Category	No. this period
New RS with no second night out	905
New RS with a second night out but not living on the streets	330
New RS joining living on the streets population	27
<b>Total</b>	<b>1262</b>

Note: New RS = New rough sleepers

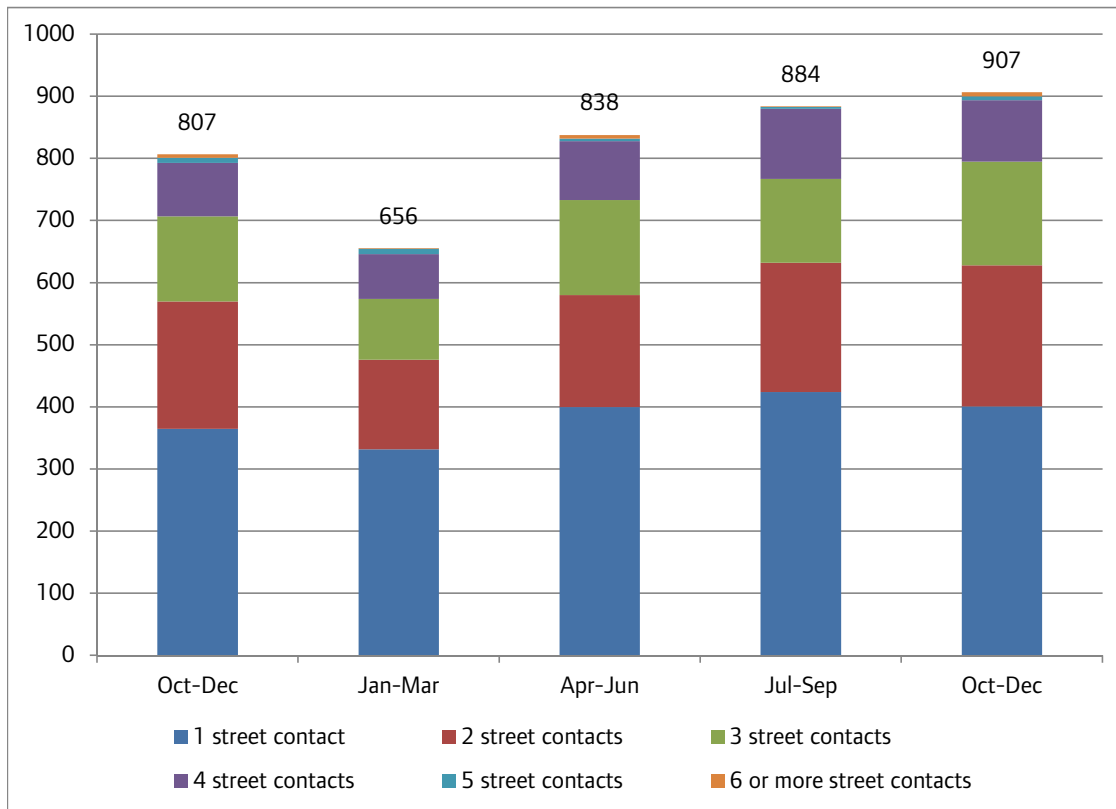
## All London Boroughs: No One Living on the Streets



Category	No. this period
LOS - Transferred from new RS	27
LOS - Known	266
LOS - RS205+	130
<b>Total</b>	<b>423</b>



## All London Boroughs: Intermittent Rough Sleepers



No. bedded down street contacts during this period	No. intermittent rough sleepers
1 street contact	401
2 street contacts	227
3 street contacts	167
4 street contacts	99
5 street contacts	6
6 or more street contacts	7
<b>Total</b>	<b>907</b>

### 3. NATIONALITY

#### Nationality: Rolling Figures

Nationality of people seen rough sleeping by outreach services.

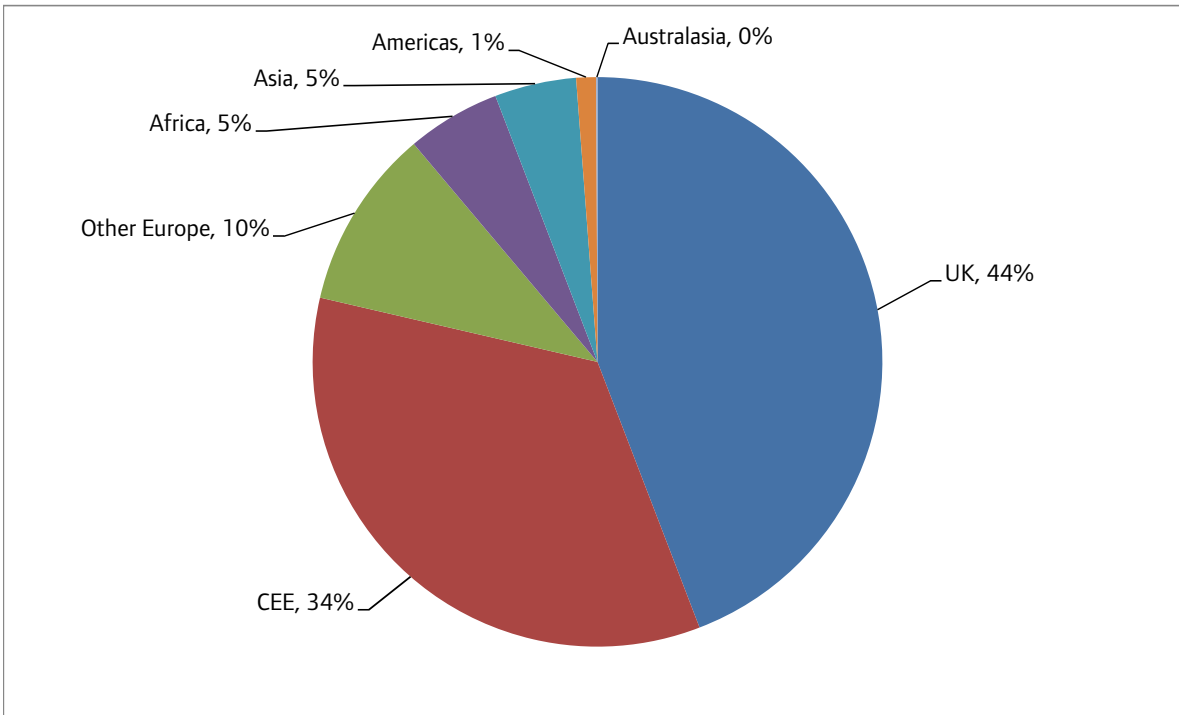
	Apr-Jun 14		Jul-Sep 14		Oct-Dec 14	
Nationality	No.	%	No.	%	No.	%
UK	1143	47%	1177	45%	1105	44%
Ireland (Republic of)	42	2%	57	2%	58	2%
France	32	1%	26	1%	19	1%
Germany	11	0%	18	1%	13	1%
Italy	45	2%	41	2%	41	2%
Portugal	41	2%	35	1%	37	1%
Spain	30	1%	22	1%	33	1%
Bulgaria	27	1%	31	1%	61	2%
Czech Republic	21	1%	22	1%	21	1%
Estonia	6	0%	2	0%	5	0%
Hungary	34	1%	17	1%	31	1%
Latvia	31	1%	41	2%	42	2%
Lithuania	71	3%	75	3%	90	4%
Poland	200	8%	261	10%	214	9%
Romania	431	18%	490	19%	383	15%
Slovakia	17	1%	22	1%	15	1%
Slovenia	1	0%	3	0%	0	0%
<i>Central and East Europe Subtotal</i>	<i>839</i>	<i>34%</i>	<i>964</i>	<i>36%</i>	<i>862</i>	<i>34%</i>
Other Europe	39	2%	50	2%	55	2%
Africa	114	5%	126	5%	133	5%
Asia	92	4%	98	4%	116	5%
Americas	25	1%	25	1%	28	1%
Australasia	2	0%	4	0%	2	0%
Missing	12		13		7	
Not known	30		48		56	
<i>Total (incl. Missing/Not known)</i>	<i>2497</i>		<i>2704</i>		<i>2565</i>	
<b>Total (excl. Missing/Not known)</b>	<b>2455</b>	<b>100%</b>	<b>2643</b>	<b>100%</b>	<b>2502</b>	<b>100%</b>

Note: Percentages are calculated from total excluding clients whose nationality was not known or not recorded.

In individual borough reports some nationalities included in the table above may have '0' clients recorded against them – these nationalities are included in this standardised table as they represent a significant number of clients across London as a whole.

## Nationality: Breakdown by Area

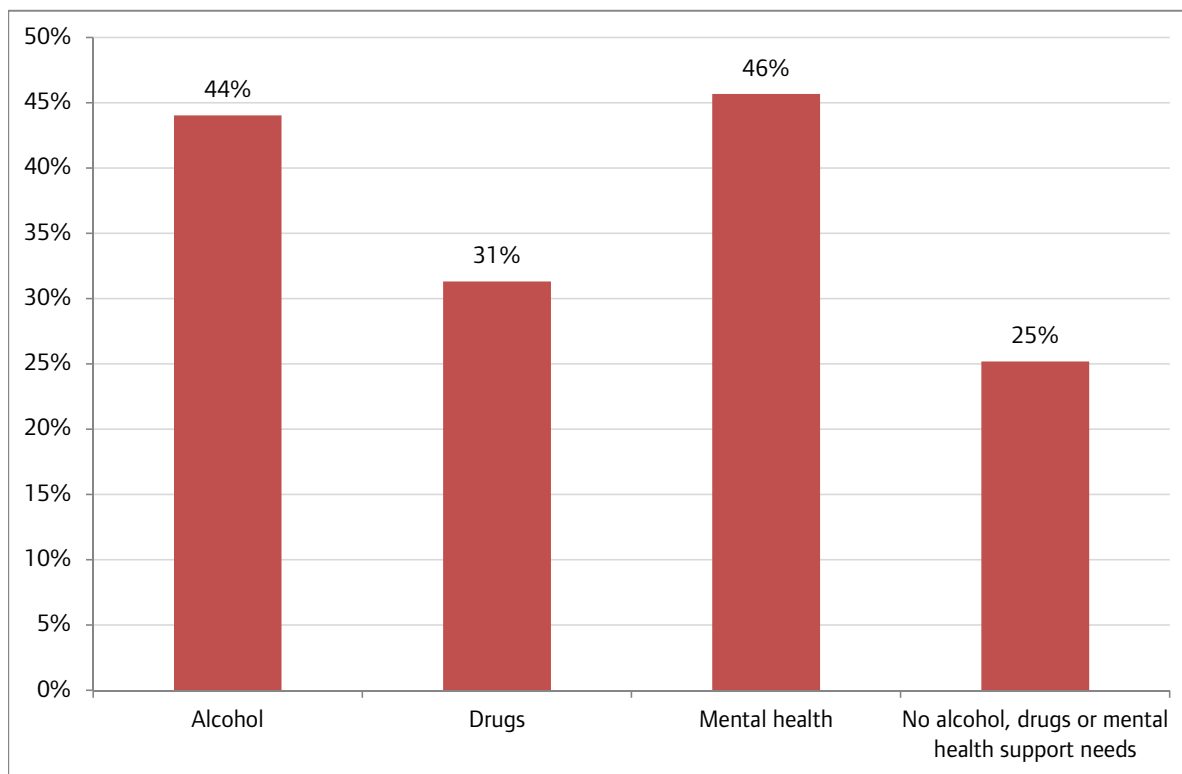
Nationality of people seen rough sleeping by outreach services, grouped by area.



Base: 2502. Note that the base figure for this chart excludes clients whose nationality is not known or recorded.

## 4. SUPPORT NEEDS

Support needs of people seen rough sleeping by outreach services.

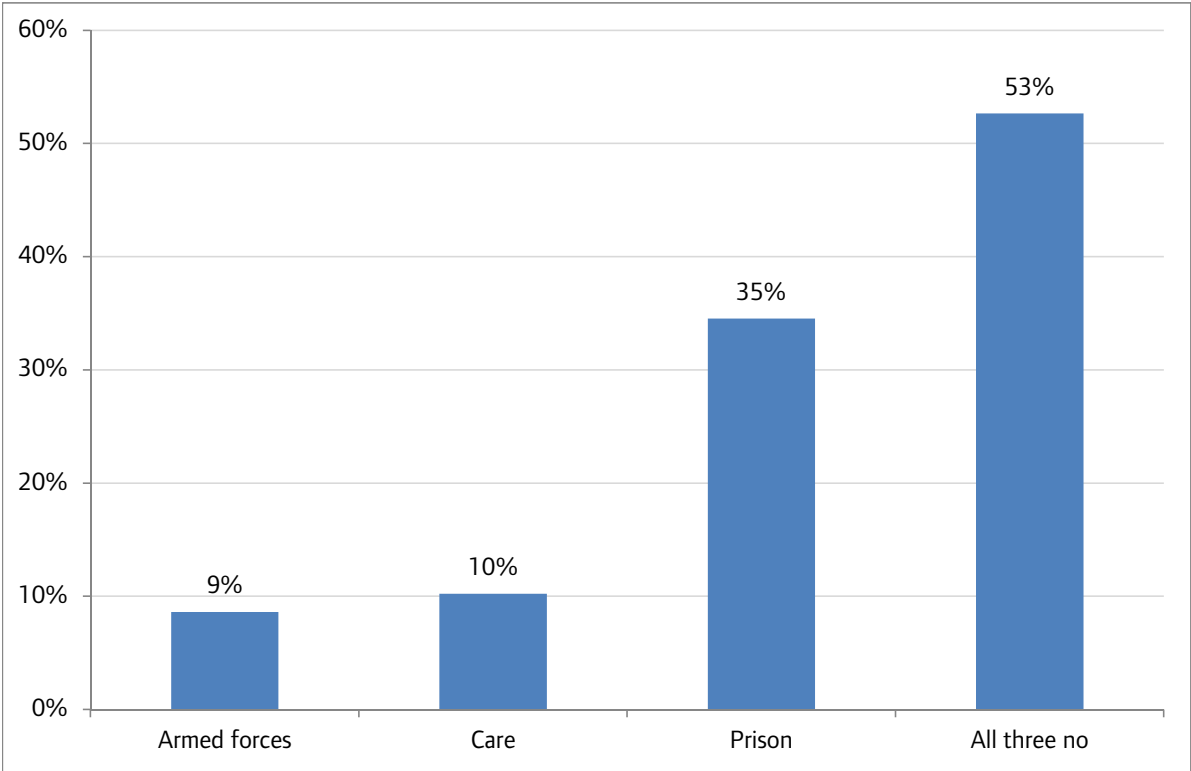


Base: 1762. Note that the base figure for this chart excludes clients where all three support needs are not known or not recorded (803)

Support Needs	No. people	% of people seen rough sleeping
Alcohol only	238	9%
Drugs only	102	4%
Mental health only	283	11%
Alcohol and drugs	116	5%
Alcohol and mental health	188	7%
Drugs and mental health	100	4%
Alcohol, drugs and mental health	234	9%
All three no	444	17%
All three not known or not assessed	803	31%
All three no, not known or not assessed	57	2%
<b>Total</b>	<b>2565</b>	<b>100%</b>

## 5. INSTITUTIONAL & ARMED FORCES HISTORY

People seen rough sleeping by outreach services, by experience of armed forces, care or prison.



Base: 1658. Note that the base figure for this chart excludes clients where all three institutional histories are not known or not recorded.

Nationality of rough sleepers with experience of armed forces:

Nationality	No. people	% of people seen rough sleeping
UK	52	3%
Non-UK	90	5%
Not known/recorded	1	0%
Total	143	9%

## 6. ACCOMMODATION & RECONNECTION OUTCOMES

Reconnections and bookings into accommodation achieved for verified rough sleepers by borough based services and London Street Rescue during the period.

Accommodation and reconnection outcomes by number of people:

	Jul-Sep 14	Oct-Dec 14
Outcome	No. people	No. people
Booked into accommodation or reconnected	576	655
Booked into accommodation*	447	564
Booked into long term accommodation	103	116
Booked into hostel accommodation	209	260
Booked into other accommodation	168	238
Reconnected	154	119
Booked into NSNO Assessment Hub**	506	447

\*Some people may have been booked into more than one type of accommodation during the period.

\*\*People booked into NSNO may also have been accommodated or reconnected during the period. The figure given includes referrals from the borough by London Street Rescue.

## Accommodation and reconnection outcomes by number of events:

Accommodation type	Jul-Sep 14		Oct-Dec 14	
	No. events	%	No. events	%
<b>Temporary accommodation</b>				
Assessment centre	51	7%	98	12%
Rolling shelter	0	0%	0	0%
Hostel	234	34%	297	37%
Second-stage accommodation	3	0%	4	0%
Clinic/Detox/Rehab	16	2%	14	2%
Bed & breakfast	32	5%	34	4%
Other temporary accommodation	85	12%	113	14%
<i>Temporary accommodation subtotal</i>	<i>421</i>	<i>61%</i>	<i>560</i>	<i>69%</i>
<b>Long term accommodation</b>				
St Mungo's complex needs	4	1%	1	0%
St Mungo's semi-independent	3	0%	2	0%
Supported housing	19	3%	11	1%
LA tenancy (general needs)	2	0%	7	1%
RSL tenancy (general needs)	4	1%	2	0%
Clearing House/RSI	18	3%	29	4%
Sheltered housing	2	0%	0	0%
Care home	3	0%	5	1%
Private rented sector - independent	35	5%	38	5%
Private rented sector - with some floating support	9	1%	21	3%
Tied accommodation	1	0%	1	0%
Other long-term accommodation	3	0%	5	1%
<i>Long term accommodation subtotal</i>	<i>103</i>	<i>15%</i>	<i>122</i>	<i>15%</i>
<b>Bookings into accommodation total</b>	<b>524</b>	<b>76%</b>	<b>682</b>	<b>85%</b>
<b>Reconnection type</b>				
Return to home area	144	21%	91	11%
Seeking work	10	1%	8	1%
Move to area for friends/family	92	13%	59	7%
Move to area with appropriate services	56	8%	50	6%
<b>Reconnections total</b>	<b>168</b>	<b>24%</b>	<b>124</b>	<b>15%</b>
<b>Total</b>	<b>692</b>	<b>100%</b>	<b>806</b>	<b>100%</b>

Note: An individual may have had more than one reconnection, or been booked into accommodation more than once, during the period.

## 7. NO SECOND NIGHT OUT & LONDON RECONNECTIONS

Outcomes achieved by non-outreach services covering the whole of London.

### No Second Night Out Assessment Hub

People arriving at NSNO by admission criteria:

NSNO Admission Criterion	No. people
New rough sleeper	398
Known rough sleeper	53

Accommodation and reconnection outcomes by number of people:

Outcome	No. people
Booked into accommodation or reconnected	243
Booked into accommodation	222
Reconnected	103

### London Reconnections Project

Accommodation and reconnection outcomes by number of people:

Outcome	No. people
Booked into accommodation or reconnected	64
Booked into accommodation	30
Reconnected	51



## 8. TEMPORARY ACCOMMODATION

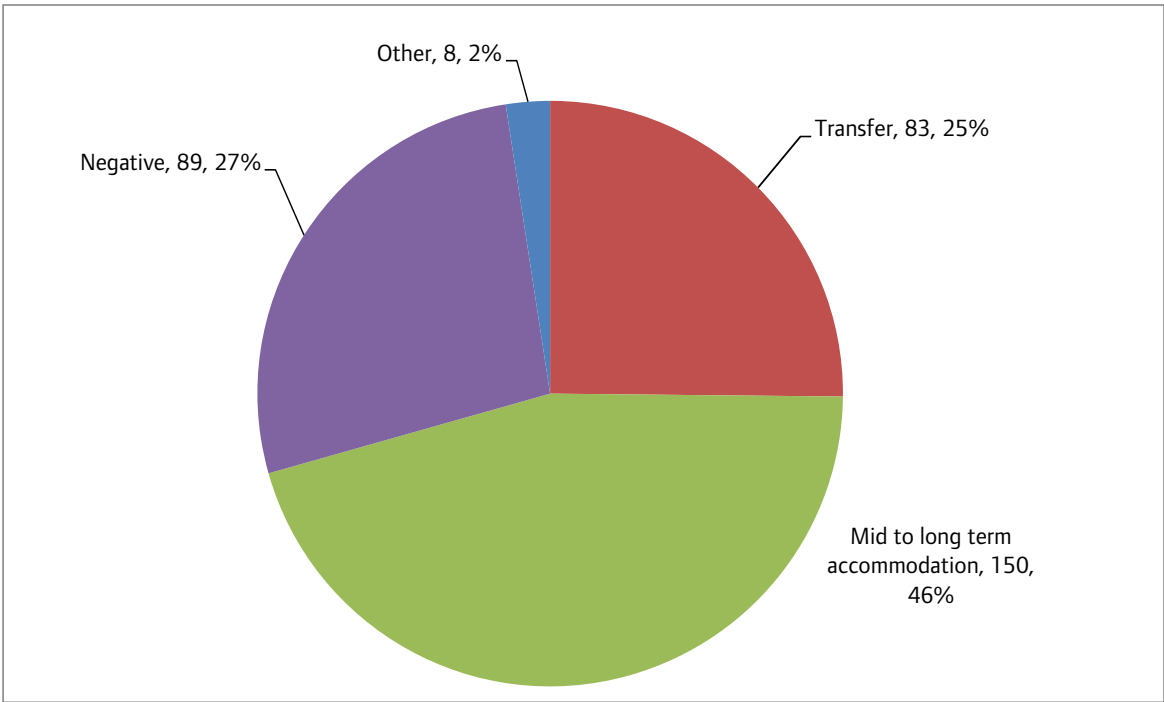
Hostels, assessment centres and second-stage accommodation.

### Arrivals

A total of 305 individuals arrived at temporary accommodation during the period.

### Departures: Destination on Departure

A total of 310 individuals departed from temporary accommodation during the period.



Base: 330

Destination on departure	Destination category	Chart colour
Assessment Centre, Bed & Breakfast, Detox clinic, Hospital - not long term/acute care, Hostel - another organisation, Hostel - within the organisation, NASS accommodation, Night shelter, NSNO Assessment Hub, Psychiatric hospital, Rehab clinic, Temporary accommodation (LA)	Transfer	
Accommodation where client is owner, Care home, Clearing House/RSI, Hospital - long term, LA tenancy (general needs), Long stay hospice, Private rented sector - independent, Private rented sector - with some floating support, Returned to home country (EEA), Returned to home country (non EEA), RSL tenancy (general needs), Sheltered Housing, Supported Housing, Tied accommodation with work	Mid to long term accommodation	
Committed suicide, Not known, Sleeping rough/Returned to streets, Taken into custody	Negative	
Died, Previous home, Staying with family, Staying with friends	Other	

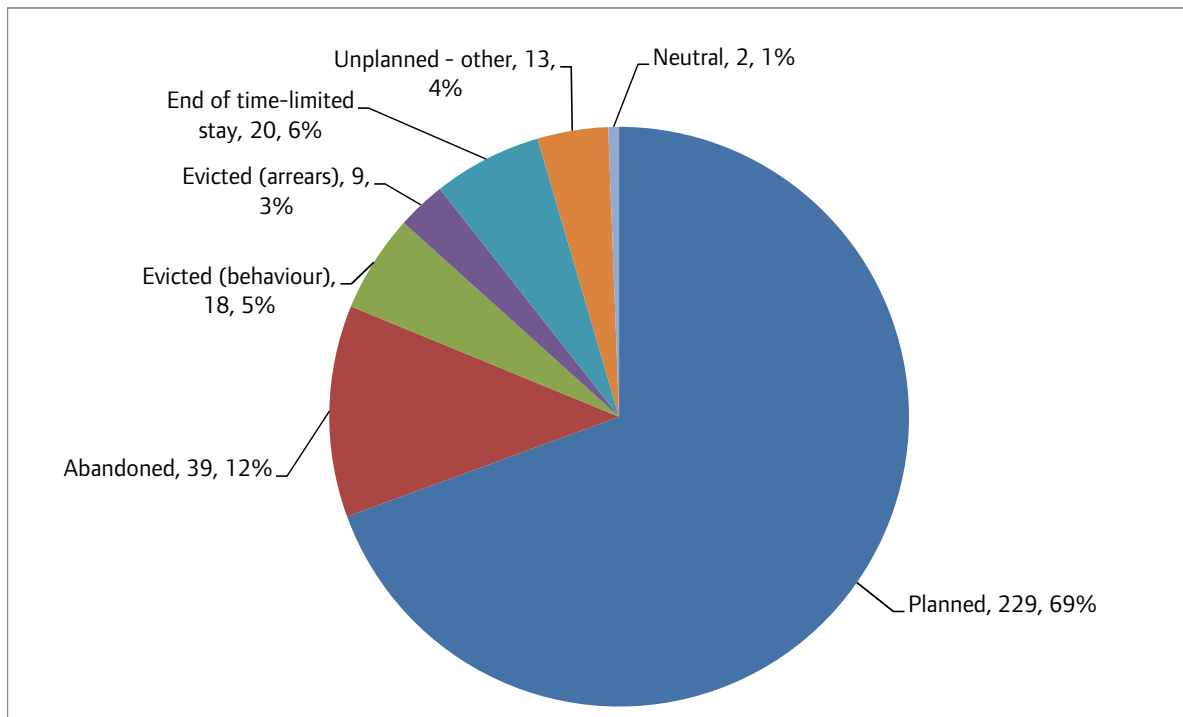
Note: An individual may have had more than one accommodation departure during the period.

Destination on departure	No. departures	%
<b>Transfer</b>		
Assessment centre	1	0%
Bed & breakfast	2	1%
Detox clinic	16	5%
Hospital - not long term/acute care	0	0%
Hostel - another organisation	24	7%
Hostel - within the organisation	10	3%
NASS accommodation	0	0%
Night shelter	4	1%
NSNO Assessment Hub	9	3%
Psychiatric hospital	1	0%
Rehab clinic	3	1%
Temporary accommodation (LA)	13	4%
<i>Transfer subtotal</i>	<i>83</i>	<i>25%</i>
<b>Mid to long term accommodation</b>		
Accommodation where client is owner	0	0%
Care home	1	0%
Clearing House/RSI	16	5%
Hospital - long term	3	1%
LA tenancy (general needs)	5	2%
Long stay hospice	0	0%
Private rented sector - independent	10	3%
Private rented sector - with some floating support	4	1%
Returned to home country (EEA)	78	24%
Returned to home country (non EEA)	5	2%
RSL tenancy (general needs)	5	2%
Sheltered Housing	3	1%
Supported Housing	20	6%
Tied accommodation with work	0	0%
<i>Mid to long term accommodation subtotal</i>	<i>150</i>	<i>45%</i>
<b>Negative</b>		
Committed suicide	0	0%
Not known	36	11%
Sleeping rough/Returned to streets	39	12%
Taken into custody	14	4%
<i>Negative subtotal</i>	<i>89</i>	<i>27%</i>
<b>Other</b>		
Died	2	1%
Previous home	0	0%
Staying with family	4	1%
Staying with friends	2	1%
<i>Other subtotal</i>	<i>8</i>	<i>2%</i>
<b>Total</b>	<b>330</b>	<b>100%</b>

Note: An individual may have had more than one accommodation departure during the period.

## Departures: Reason for Leaving

Temporary accommodation departures by reason for leaving.



Base: 330

Note: An individual may have had more than one accommodation departure during the period.

## 9. METHODOLOGY

From January 2014 onwards, CHAIN rough sleeping figures returned to being reported on a quarterly basis, following a two year period of reporting on a bi-monthly cycle.

Alongside the change in reporting period, we have also made some other adjustments to our reporting methodology. People who have been seen rough sleeping in more than one borough during the period will now be counted towards the figures for each relevant borough, rather than being assigned to one borough only, as was previously the case with bi-monthly reports. This means that the overall unique rough sleepers total for London will not be the same as the sum of all separate borough figures.

The new quarterly reports continue to employ the methodology of assigning rough sleepers to categories based on the following factors:

- Whether they were new rough sleepers during the period
- How many times they were seen rough sleeping during the period
- Number of days elapsed between first and last time they were seen rough sleeping during the period

We continue to apply the same thresholds for the above factors to the quarterly reporting period that we previously used for bi-monthly reporting. A further explanation of the individual categories follows.

### **New rough sleepers**

New rough sleepers, who were seen for the first time during the period. The total number of new rough sleepers is broken down into those who were seen just once and did not have a second night out, those who were seen on several occasions, but as yet have not been on the streets long enough to count as 'living on the streets', and those new to the streets who remained there long enough to fulfil the criteria for 'living on the streets' (outlined below).

### **Living on the streets (LOS)**

With the designation 'living on the streets' we refer to rough sleepers who have stayed on the streets after arriving, and are entrenched or at risk of becoming so. In determining who is counted as living on the streets we have used a combination of time on the streets (three or more weeks between the earliest and latest bedded down contact) and number of bedded down contacts (five or more contacts) during the period we are reporting on. If a person is seen bedded down six times, but only during one week, he or she does not count. If a person has four bedded down contacts, but spread over two months, he or she would also not count. To be counted a rough sleeper must have both elements.

The reporting period covers three months. However, to ensure that we do not miss those whose rough sleeping crosses over reporting periods we look back for the three weeks immediately before the start of the three month reporting period. For a rough sleeper in these circumstances, if they are not seen again, he or she will not be reported living on the streets in the next period.

The LOS total will include some who were new to the streets in the period, but whose stay extended beyond three weeks and who were seen bedded down at least five times - these are transferred from the new rough sleeper figures (shown in red in both section one and two of the report).

It is important to note that a rough sleeper who is included in the LOS total will not necessarily have been living on the streets for the entirety of the quarter in question, but they were living on the streets for a significant period during the quarter. The LOS total will also include some who are no longer on the streets, having gone into accommodation (or disappeared). They will not appear in the subsequent LOS total. Rough sleepers will only count as LOS during the period where they meet the above definition.

RS205+ refers to people who have been identified as especially hard to help because of their prolific history of rough sleeping. This group appear in the LOS chart if they have any number of bedded down contacts within the two months being reported on.

### **Intermittent rough sleepers**

Intermittent rough sleepers are those who are not new in this period, and have not been seen rough sleeping enough to be deemed living on the streets. This group includes those who sleep rough periodically for very short periods (including some street drinkers and beggars). It also will include those who return to the streets for a longer period (but in this period less than the 'living on the streets' definition). Those that go on to be living on the streets will appear in that category in the next period.

